







SkuVault & QuickBooks Desktop - Bidirectional Integration

Overview

DBSync for SkuVault & QuickBooks desktop is an easy to use integration template. It integrates SkuVault items, suppliers, sales-order, purchase order & Line Items with QuickBooks Desktop item, vendors, sales orders, purchase order & Line Items respectively. DBSync provides bi-directional sync between SkuVault and QuickBooks desktop with the pre-built field-to-field mappings along with flexibility for more complex and dynamic mapping capabilities. DBSync also has an automatic online update that enables DBSync customers to enjoy all the product updates and features with every new release.

Data-Flow

The Data-Flow of SkuVault warehouse management system and QuickBooks desktop application is as shown in the table below.

SkuVault		QuickBooks Desktop
Suppliers		Vendors
Sales Order- Contact		Customers
Items		Items
Purchase Order and Line Items		Purchase Order and Line Items
Sales Order and Line Items		Sales Order and Line Items

Process Flow

The data flow is explained in the latter sections of this tutorial - it is a standard pre-defined template provided by DBSync iPaaS to its customers.

- SkuVault warehouse management system to QuickBooks desktop.
- QuickBooks desktop to SkuVault warehouse management system.

The predefined template provided by DBSync iPaaS platform constitutes both the data-flows in one single template. This results in easy maintenance and enables customers to run the data sync as per their business requirements.

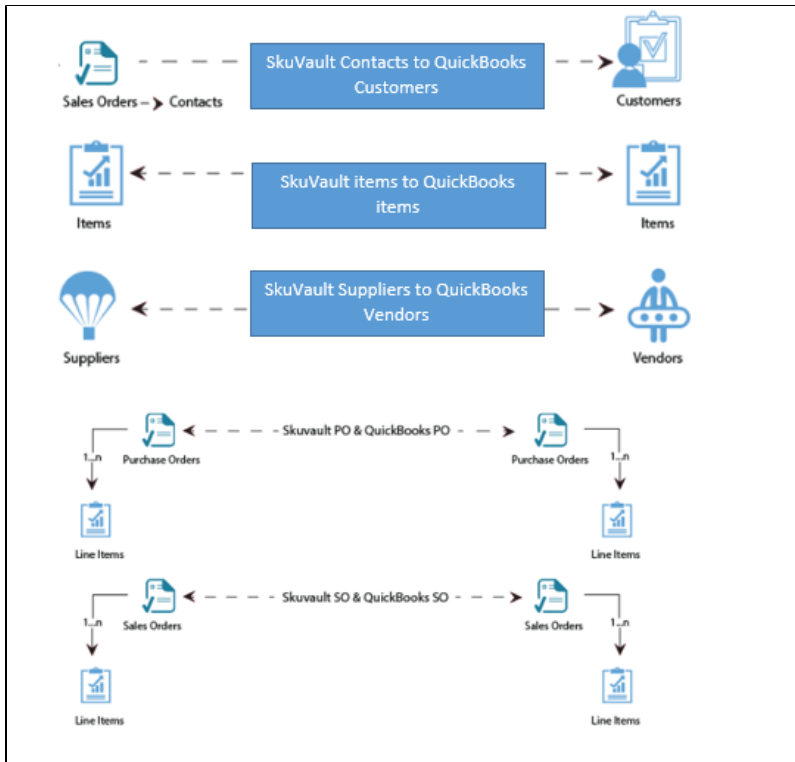
SkuVault Connector Configuration details link- [SkuVault Connectors](#).

QuickBooks Desktop Connector Configuration details link- [QuickBooks Desktop Connector](#)

SkuVault warehouse management to QuickBooks desktop

This section explains the data flow from the SkuVault warehouse management system to the QuickBooks application. It is customized as per entity so that the readers can understand the integration requirement and configure their template without any help from DBSync support teams.

1. **Customer Integration:** Customer Integration data flow constitutes retrieving data from Sale-Order Contact details of the SkuVault and integrating it with QuickBooks as Customers.
2. **Items Integration:** Item Integration data flow constitutes retrieving data from the items of the SkuVault system and integrating it with the Item Module of the QuickBooks as Items.
3. **Supplier Integration:** Supplier integration data flow constitutes retrieving data from the Supplier module of SkuVault and integrating it with the Vendor Module of the QuickBooks as Vendors.
4. **Purchase-Order Integration:** Purchase Order and its line items integration data flow constitutes retrieving data from the Purchase Order module of the SkuVault and integrating it with the Purchase Orders of QuickBooks.
5. **Sales-Order Integration:** Sales Order and its line items integration data flow constitutes retrieving data from the Sales Module of the SkuVault system and integrating it with the Sales Orders of QuickBooks.



QuickBooks desktop To SkuVault Warehouse Management

This section explains the data flow from the QuickBooks application to the SkuVault Warehouse Management System. It is customized as per entity so that readers can understand the integration requirement and configure their template without any help from DBSync support teams.

1. **Items Integration:** Item Integration data flow constitutes retrieving data from the item list of the QuickBooks and integrating it with the Inventory Module of the SkuVault system as Products.
2. **Supplier Integration:** Supplier Integration data flow constitutes retrieving data from the vendor's list of the QuickBooks and integrating it with the Supplier Module of the SkuVault system as Products.
3. **Purchase-Order Integration:** Purchase Order and its line items integration data flow constitutes retrieving data from the Customer Module of the QuickBooks and integrating it with the PO module of the SkuVault system as Purchase Orders.
4. **Sales-Order Integration:** Sales Order Integration and its line items integration data flow constitutes retrieving data from the Sales Module of the QuickBooks and integrating it with the Sales Module of the SkuVault system like Sales Order and its line items respectively.

Running The Integrations

DBSync integration of SkuVault & QuickBooks can be triggered by:

1. Clicking on the "Run Now" button from the process listing page of DBSync.
2. Using "DBSync scheduler".

Clicking "Run Now" button from DBSync platform

The user has to login to DBSync with his/her valid credentials and hit the "Run Now" button from the process listing page or from the workflow listing page.

Using DBSync Scheduler

- Scheduler available in DBSync account can be used to schedule the integrations. Details pertaining to usage of DBSync scheduler is available from, link: <http://help.mydbsync.com/docs/display/dbsync/Scheduler>