

Chart Of Accounts Missing in QuickBooks


Error related to the Chart Of Account missing when Syncing Products to Quickbooks

```
Save Result: 1 of 97 :false--Message: There is an invalid reference to QuickBooks Account "Specialty Revenue - Cdn1$" in the Item Inventory. QuickBooks error message: Invalid argument. The specified record does not exist in the list.
```


When the Chart Of Account(COA)-In example-Specialty Revenue -Cdn1\$ is missing in Quickbooks Desktop when syncing products(inventory) from CRM/SF to QBD.

We need to add the COA in Quickbooks.


First we need to login to the Quickbooks as an Admin.



Then we need to click on Lists>>Chart of Accounts or press the shortcut key CTRL+A



Then Chart Of Accounts Window will open. There we need to click on Account>>New or press Shortcut key CTRL+N



Then a Window to create new Chart of Account will open.
Click on the Radio Button—Other Account Type and Select >>Other income



Then Other Income Account Type Window will open and fill the details like Account name etc in it. Select Tax-line Mapping as Income:Other Income.Then Click Save&Close.

Then the new COA(Ex-Name>>Speciality Revenue CDN1\$ and Type>>Other Income) will be created