

DBSync Package Uninstallation from Salesforce


Issue:

Uninstalling DBSync solution package from MSCRM. The DBSync solution package would not get uninstalled unless all the DBSync custom fields and buttons or links are removed from the page layouts of the respective MSCRM objects or the imported DBSync package (managed or un-managed) is deleted.


Solution:

The following are the procedures to uninstall the DBSync package from the MSCRM instance.


1.Login to your MSCRM Dynamics instance(online or on-premise) where DBSync package is imported as shown.



2.Go to Setting?? Customization ?? Solutions and open it by clicking on it as shown



3.Check the ckeckbox of DBSync package and click on Delete in order to delete the DBSync package as shown



Once the DBSync package is un-installed, DBSync would no longer exist in your MSCRM.